

Seventh Grade

Summer Packet



Name:

FAQ for Middle School

How do I know when my homework is due? All homework is posted on RenWeb by the teacher the say it is assigned.

How do I know when I have a quiz, test, or project? Your teacher will announce it in class and put in on RenWeb leading up to the test day/ due day.

Can I turn in my homework late? Homework can be turned in a day late for 70% credit.

How long do I have to get to my class? There are five minutes in between each class. We know it doesn't sound like enough time, but it is. All the middle school classes are on the same floor and the bathroom is right downstairs.

Do I have to use my lockers? Your lockers and locks are given to you by the school to help make sure that you're not keeping everything in your backpacks. We prefer that you keep the books in your lockers that you're not using so that you're not putting strain on your back.

What will my schedule look like? You start the day in your homeroom class. That's where you will have your teacher will take attendance. This is also the class where you will have your daily devotional in and any holiday classroom parties. After that, you will have 3 classes back to back in hour and a half intervals. You will have Language Arts, Math, Science, History, and Bible. After all of your core classes, you will have lunch. When lunch ends you will either go to one of your electives or to study hall depending on which day of the week it is.

What makes seventh grade different from the other grades? You get your class rings this year! How exciting!

Summer Reading Book: Book Scavenger by Jennifer Chambliss Bertman

Spelling Words

Directions: Write each of your spelling words 3 times on the spaces provided below.

1. Tranquil

2. Prominently

3. Animated

4. Perseverance

5. Recounted

6. Stoic

7. Unbeknownst

8. Prickled

9. Lingering

10. Scuttling

11. Remnant

12. Docent

13. Deliberate

14. Flourish

15. Invaluable

Vocabulary Words

Directions: Fill out each of the vocabulary charts below. Make sure you look up the synonym and antonym for each word. If you can't find one, try creating your own based off of the definition. Then, use the vocabulary words in a sentence in the space provided below. At the end, draw a picture to associate with the vocabulary words. Feel free to make it colorful!

Word: Tranquil	Definition: Free from disturbance or turmoil.	Synonyms:
Sentence:	Drawing:	Antonyms:

Word: Prominently	Definition: Widely and popularly known.	Synonyms:
Sentence:	Drawing:	Antonyms:

Word: Animated	Definition: Full of movement and activity.	Synonyms:
Sentence:	Drawing:	Antonyms:

Word: Perseverance	Definition: Continued effort to do or achieve something despite difficulties, failure, or opposition.	Synonyms:
Sentence:	Drawing:	Antonyms:

Word: Recounted	Definition: To relate in detail.	Synonyms:
Sentence:	Drawing:	Antonyms:

Word: Stoic	Definition: Someone who is indifferent to strong emotions.	Synonyms:
Sentence:	Drawing:	Antonyms:

Word: Unbeknownst	Definition: Happening or existing without the knowledge of someone specified.	Synonyms:
Sentence:	Drawing:	Antonyms:

Word: Prickled	Definition: A prickling or tingling sensation.	Synonyms:
Sentence:	Drawing:	Antonyms:

Word: Lingering	Definition: To move slowly or be slow to act.	Synonyms:
Sentence:	Drawing:	Antonyms:

Word: Scuttling	Definition: A shallow open basket for carrying something.	Synonyms:
Sentence:	Drawing:	Antonyms:

Word: Remnant	Definition: A usually small part, member, or trace remaining.	Synonyms:
Sentence:	Drawing:	Antonyms:

Word: Docent	Definition: A person who leads a guided tour.	Synonyms:
Sentence:	Drawing:	Antonyms:

Word: Deliberate	Definition: To think about or discuss issues and decisions carefully.	Synonyms:
Sentence:	Drawing:	Antonyms:

Word: Flourish	Definition: To achieve success or to make bold and sweeping gestures.	Synonyms:
Sentence:	Drawing:	Antonyms:

Word: Invaluable	Definition: Valuable beyond estimation.	Synonyms:
Sentence:	Drawing:	Antonyms:

Book Related Project

Directions: Choose **one** of the three projects to complete based on the book *Book Scavenger* by Jennifer Chambliss Bertman. This is due the first day of school.

A. Write Letters Between Characters: You can write letters back and forth between two characters from your book. What would they say to each other? How would they get along? What stories might they share? Your project needs to have at least two letters by two different characters and each letter must be at least three paragraphs (5-7 sentences per paragraph) each.


B. Keep a Diary or Journal in the Voice of a Character From the Book: You can follow the events of the novel and give your chosen character's impressions and reflections on those events. Be sure to go beyond the obvious. Sure, she might have been sad when she didn't pass the test, but how would she write about that in a journal? What thoughts are racing through her mind? How does she react in the moment? Is there any anger or frustration in her voice? The diary entries must total to 5 paragraphs (5-7 sentences per paragraph). You can write 5 entries and each one can be 1 paragraph long or you can write 1 entry and make it 5 paragraphs long. As long as you have 5 paragraphs in the end you will receive full credit.

C. Discover the Book's Relevance for You: If you like to write personal essays, full of your own opinions, don't limit yourself to a simple "I liked this book because..." kind of review. Think about what—aside from liking or not liking it—you got out of reading this novel. Did the plot help you in some way to become a better person? Maybe reading it helped you realize that you wanted to reach out to your peers in school who don't seem to have a lot of friends. Or perhaps your book made you realize something that you don't want to do. The essay must be 5 paragraphs (5-7 sentences per paragraph) long.

Math Worksheets

Directions: Find each sum. White counters are positive. Black counters are negative. Show your on a blank sheet of paper and attach it to the back.

1. $-5 + (-3)$




a. How many counters are there? _____

b. Do the counters represent positive or negative integers? _____

c. $-5 + (-3) =$ _____

2. $-4 + (-7)$



a. How many counters are there? _____

b. Do the counters represent positive or negative integers? _____

c. $-4 + (-7) =$ _____

Directions: Model each addition problem on the number line to find each sum.

3. $-4 + (-2) =$ _____

4. $-5 + (-5) =$ _____

5. $-3 + (-6) =$ _____

6. $-7 + (-5) =$ _____

Directions: Find each sum.

7. $-7 + (-1) =$ _____

8. $-5 + (-4) =$ _____

9. $-33 + (-17) =$ _____

10. $-51 + (-42) =$ _____

11. $98 + 126 =$ _____


12. $-20 + (-75) =$ _____

13. $-350 + (-250) =$ _____

14. $-110 + (-1200) =$ _____

Directions: Find each sum. White counters are positive. Black counters are negative. Show your on a blank sheet of paper and attach it to the back.

1. $5 + 2 =$




a. How many counters are there? _____

b. Do the counters represent positive or negative integers? _____

c. $5 + 2 =$ _____

2. $-4 + (-6) =$



a. How many counters are there? _____

b. Do the counters represent positive or negative integers? _____

c. $-4 + (-6) =$ _____

Directions: Model each addition problem on the number line to find each sum. The first one is done for you.

3. $-3 + (-2) =$ _____

4. $-5 + (-1) =$ _____

5. $-4 + (-3) =$ _____

6. $-1 + (-6) =$ _____

Directions: Find each sum. The first one is done for you.

7. $-3 + (-1) =$ _____

8. $-6 + (-2) =$ _____

9. $-12 + (-7) =$ _____

10. $-20 + (-15) =$ _____

Directions: Solve.

11. The table shows how much money Hannah withdrew in 3 days.

Day	Day 1	Day 2	Day 3
Dollars	-5	-1	-2

Find the total amount Hannah withdrew. _____