

Third Grade

Summer Packet



Name:

Summer Reading & Math Assignment

Welcome to third grade!

Please complete the following assignments in this packet. This packet is worth a homework grade in math and in reading.

(All the pages needed are attached to this packet.)

I am excited that you will be in my third grade class soon. Until then, HAPPY SUMMER!

Student Name _____

This packet is due on the FIRST DAY OF SCHOOL!

Because of Winn-Dixie Spelling Words

Use the attached sheets to complete the following activities. Complete the spelling pre-test with an adult. Then write each word 3 times each. Finally complete the spelling test with an adult.

- 1. produce**
- 2. display**
- 3. department**
- 4. preacher**
- 5. manners**
- 6. whisper**
- 7. couch**
- 8. laugh**
- 9. library**
- 10. counter**
- 11. surprise**
- 12. thunder**
- 13. trailer**
- 14. conversation**
- 15. nervous**
- 16. church**

Spelling Pre-test

1. _____
2. _____
3. _____
4. _____
5. _____
6. _____
7. _____
8. _____
9. _____
10. _____
11. _____
12. _____
13. _____
14. _____
15. _____
16. _____

3 times each

1.	_____	_____	_____
2.	_____	_____	_____
3.	_____	_____	_____
4.	_____	_____	_____
5.	_____	_____	_____
6.	_____	_____	_____
7.	_____	_____	_____
8.	_____	_____	_____
9.	_____	_____	_____
10.	_____	_____	_____
11.	_____	_____	_____
12.	_____	_____	_____
13.	_____	_____	_____
14.	_____	_____	_____
15.	_____	_____	_____
16.	_____	_____	_____

Spelling Post-test

1. _____
2. _____
3. _____
4. _____
5. _____
6. _____
7. _____
8. _____
9. _____
10. _____
11. _____
12. _____
13. _____
14. _____
15. _____
16. _____

Vocabulary

Use the attached sheets to complete the vocabulary activity for each word; use a dictionary to help you.

1. fortunate
2. insulted
3. orphan
4. peculiar
5. allowance
6. identical
7. terrorized
8. ignorant
9. melancholy
10. idle
11. sensation
12. rumble
13. sorrow
14. complicated

Word: _____

Definition: _____

_____.

Sentence: _____

_____.

Illustration:

Word: _____

Definition: _____

_____.

Sentence: _____

_____.

Illustration:

Word: _____

Definition: _____

_____.

Sentence: _____

_____.

Illustration:

Word: _____

Definition: _____

_____.

Sentence: _____

_____.

Illustration:

Word: _____

Definition: _____

_____.

Sentence: _____

_____.

Illustration:

Word: _____

Definition: _____

_____.

Sentence: _____

_____.

Illustration:

Word: _____

Definition: _____

_____.

Sentence: _____

_____.

Illustration:

Word: _____

Definition: _____

_____.

Sentence: _____

_____.

Illustration:

Story Sequence

Choose ten important events that take place throughout the story. Write them in order in the boxes below.

[illegible]

From the beginning to the end, Opal changes as a character. Fill in the story map to show how Opal develops throughout the story.


How Opal feels.

BEFORE

How Opal acts.

What caused Opal to change?

Opal



How Opal feels.

AFTER

How Opal acts.

Character Growth

BECAUSE OF

Winn-Dixie

At first Opal dislikes the Dewberry brothers just based on brief observations she makes . However, by the end of the story, Opal makes friends with them. She realizes her first impressions were wrong .

How Opal feels about the Dewberry brothers in the beginning.

Directions:

Fill in the graphic organizer. Use specific details from the text to support your answers.

How Opal feels about the Dewberry brothers in the middle of the book.

How Opal feels about the Dewberry brothers in the ending.


Test

Circle the correct answer.

1. Where did Opal first see Winn-Dixie?
 - A. At the produce department of the grocery store.
 - B. At the bank with her father.
 - C. At the Open Arm's Baptist Church of Naomi.
 - D. At school during recess.
2. Why did Opal's dad name her Opal?
 - A. it was her mother's name.
 - B. He liked the sound of it.
 - C. It was Opal's grandmother's name
 - D. He was a missionary in India.
3. What did the Dewberry boys discovered while Opal and the preacher were gone searching for Winn-Dixie?
 - A. They found Winn Dixie.
 - B. They liked Littmus Lozenges.
 - C. They found out Gloria was not a witch.
 - D. They liked Otis' music.
4. Where was Winn-Dixie hiding the whole time Opal and her dad were searching for him?
 - A. Under Gloria's bed.
 - B. At Gertrude's pet shop.
 - C. At the Open Arm's Baptist Church of Naomi.
 - D. At Opal's house
5. What was Winn Dixie's pathological fear?
 - A. wind
 - B. people singing
 - C. rain
 - D. thunderstorms
6. What character trait best describes Winn-Dixie?
 - A. ferocious
 - B. fun-loving
 - C. sad
 - D. dangerous

BECAUSE OF

Winn-Dixie



7. Why did Gloria Dump want Opal to tell her everything about herself?

- A. Because Gloria loves a good story.
- B. Because she hears better than she can see.
- C. Because Gloria wanted to make sure she could trust Opal.
- D. Because Gloria wanted to see her with her heart.

8. When Opal was looking for Winn-Dixie, what did she begin making in her head?

- A. A picture of Winn-Dixie.
- B. A list of ten things about Winn-Dixie.
- C. A reward for someone who found Winn-Dixie
- D. A treat to make for Winn-Dixie when she found him.

Answer in complete sentences.

1. Explain how everything that happened to Opal that summer happened because of Winn-Dixie. Give examples from the book.

2. Why was Opal no longer lonely at the end of the book? How do we know she's not lonely?

Compare and Contrast


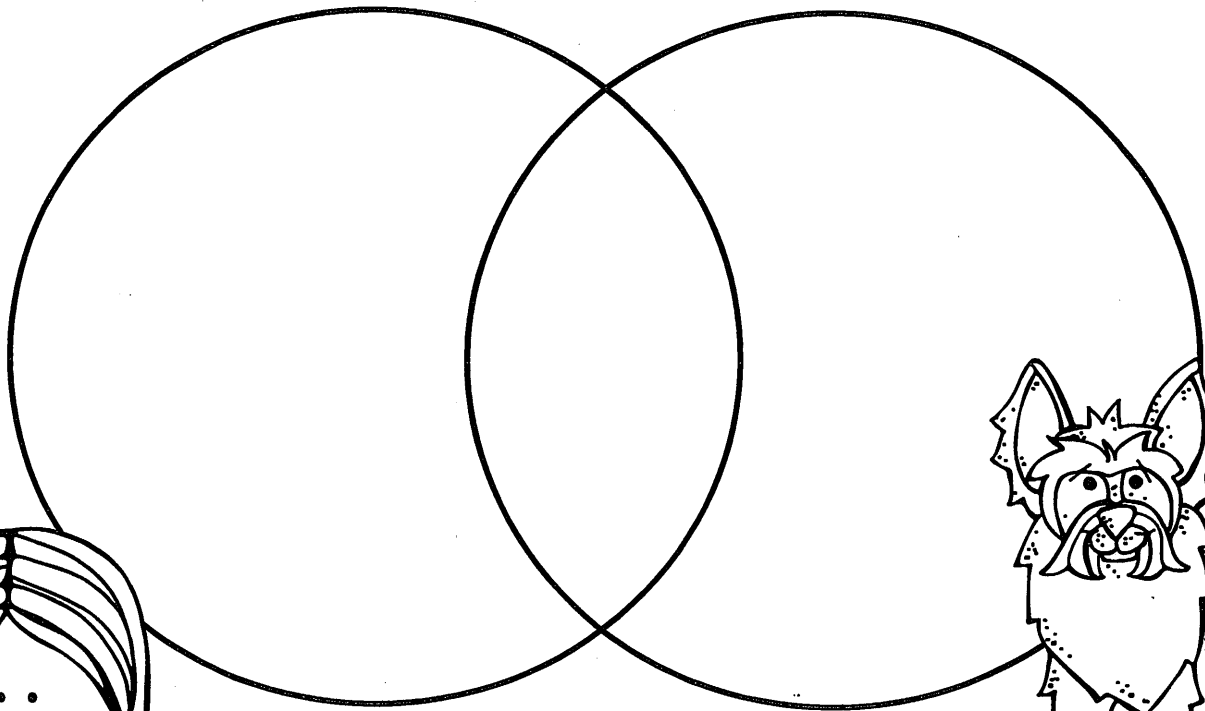
BECAUSE OF

Winn-Dixie

As Opal is giving Winn-Dixie a bath in chapter three, she tells him they are a lot alike. In what ways are they alike? In what ways are they different?

Opal

Winn-Dixie



Name: _____

Date: _____

Math PreTest:

Underline the number in the correct place.

1. Hundreds 574

2. Tens 681

3. Hundreds 378

4. Ones 910

Round to the nearest ten

1. 71 _____

2. 26 _____

3. 88 _____

4. 11 _____



Write the ordinal position of each circle on the line below it.

Color the 1st circle red.

Color the 20th circle blue

Color the 15th circle green.

Color the 4th circle orange.

Color the 13th circle yellow

Use the correct symbols <, >, or =

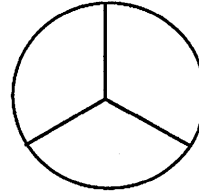
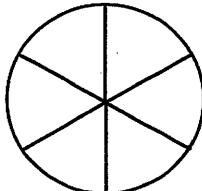
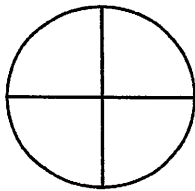
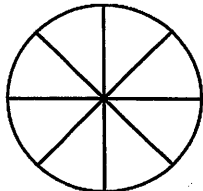
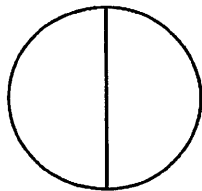
1. 871 _____ 125

2. 135 _____ 791

3. 687 _____ 739

4. 246 _____ 246

Shade in one part of each circle below and then label the fraction on the line.



Fill in the missing numbers.

1. 5 ____ 15 20 25 ____ 35 ____ 45 50

2. 12 ____ 16 18 20 ____ 24 26 ____ ____ 34 36

3. 30 40 ____ 60 70 ____ ____ 100

Write "e" for even and "o" for odd.

1. 7 ____

2. 15 ____

3. 18 ____

4. 2 ____

5. 11 ____

6. 10 ____

Solve the addition problems.

1. $5 + 3 =$ ____

2. $10 + 10 =$ ____

3. $7 + 6 =$ ____

4. $9 + 7 =$ ____

5. $9 + 9 =$ ____

6. $13 + 5 =$ ____

Solve the subtraction problems.

1. $8 - 3 =$ ____

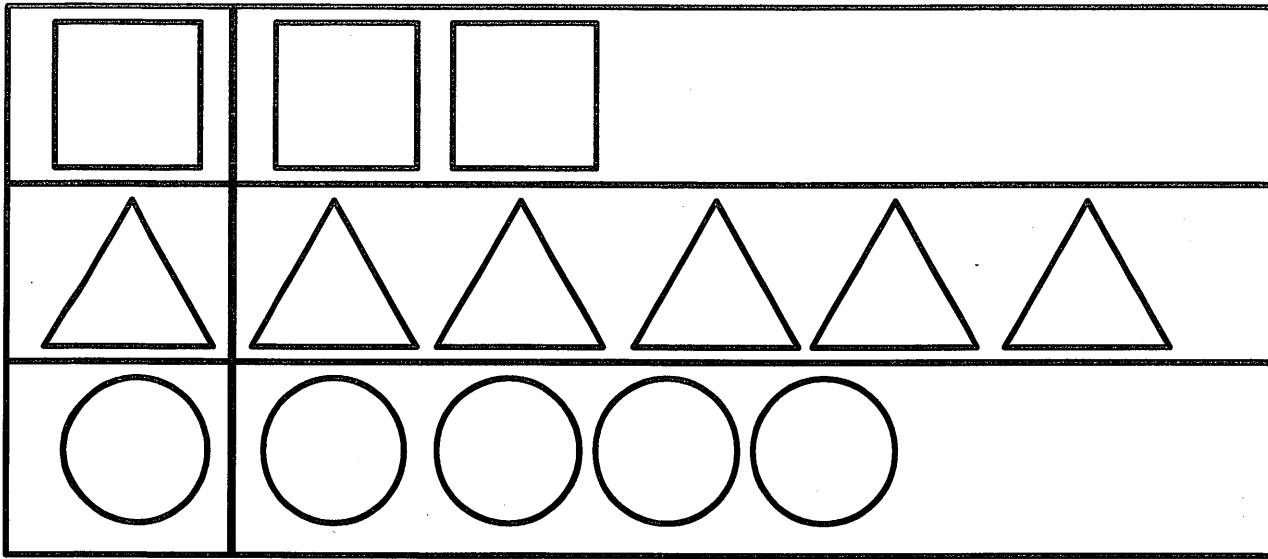
2. $20 - 10 =$ ____

3. $13 - 6 =$ ____

4. $16 - 7 =$ ____

5. $18 - 9 =$ ____

6. $18 - 5 =$ ____



1 shape on the table is equal to 5 actual shapes.

1. How many more circles are there than squares?
2. How many triangles and squares all together?

How much money is there?




How much money is there?




Look at the clocks. Write the time that is shown on each clock on the line below it.









Draw hands on the blank clocks below to show the time that is given.



7:35



8:15



12:30

Show the line of symmetry for each shape below.

