


First Grade

Summer Packet



Name:

Dear Parents,

Welcome to first grade at Gladeview Christian School. Enclosed is the summer packet to help your first grader practice for first grade. This packet will be due the first day of class and will count for two homework grades.

Reading/Language Arts/Science:

1. Reading/listening story, "Mary Had a Little Lamb." Parents are to read the story/poem to the child and walk them through the assigned questions. For the vocabulary they are to draw pictures that help them remember the two vocabulary words highlighted in the story which are **fleece** and **reply** on the vocabulary worksheet provided.
2. Science booklet about the Sun. Read booklet with your child and help them answer the questions and activities related to the story. Draw the pictures for the vocabulary words for this story which are **star** and **sun** on the same vocabulary worksheet provided. Write the spelling words in the -ar family as a rainbow. Have the child choose three colors and have them write the word in pencil and then trace it with each color.
3. Have the child write each of the sight words in the shape the word fits perfectly. Once they complete the task have them memorize (not sound out) each of the twelve sight words.

Math:

4. Choose four roof tops to decorate each of the fact family houses. Have your child write the two addition fact family sentences and the

two subtraction fact family sentences that pertain to the numbers on the roof top of each house.

5. Identify each coin (the penny, nickel, dime and quarter.) Cut out the coins and place them in the box that completes the pattern; Identify the coins in the bag and color them accordingly; Subtract and find the answer to the riddle; Color the dots on the Dalmatian different colors following the pattern for odd numbers; Color the butterflies and count by threes to find out how many butterflies in all; and, have your child do the addition word problems showing the number sentence that correctly represents the problem.

Have fun doing your summer packet and have an amazing summer!

Mary Had a Little Lamb

Mary had a little lamb,
Its **fleece** was white as snow.
And everywhere that Mary went
The lamb was sure to go.

It followed her to school one day,
Which was against the rules.
It made the children laugh and play
To see a lamb in school.

And so the teacher turned it out,
But still it did stay near
And waited quietly about
Until Mary did appear.

"What makes the lamb love Mary so?"
The other children cry.
"Because Mary loves the lamb, you know,"
The teacher did **reply**.





Directions: Circle or write the answer to the following questions about the nursery rhyme.

1. The word **fleece** means—

snow feet girl fur

2. The children laughed and played because Mary was funny.


Yes No

3. What did the teacher do with Mary's lamb?

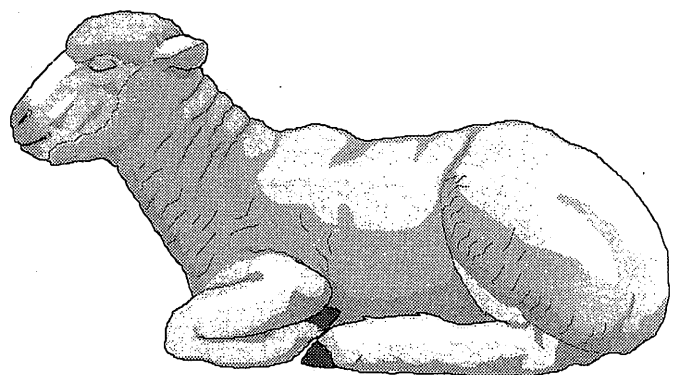
4. Why did the lamb love Mary?

5. The word **reply** means—

yell answer lamb



- The lamb was Mary's pet. Mary loved the lamb. How do people show that they love their pets? Draw pictures to answer the question.



Write the words and make draw a picture.

<p>Vocabulary word</p> <hr/>	<p>Vocabulary word</p> <hr/>
<p>Vocabulary word</p> <hr/>	<p>Vocabulary word</p> <hr/>

Sunshine

1

The sun is a star.
It is a ball of hot gases.
It gives off heat and light.



I see the sun. The sun sees me under the shade of the tall oak tree.


Animals need the sun.
It keeps them warm.
It gives them light.

2



Please let the sun that shines on me shine on the ones I love.

Name _____



Questions about *Sunshine*

Write a sentence to answer each question.

1. What is the sun?

2. Why do animals need the sun?

3. Why do plants need the sun?

4. What would it be like without the sun?

Draw a picture to show how it would be different.

Name _____



Vocabulary

star sun

A _____ is a ball of hot gases.

Our _____ is a star.

Working with Word Families

-ar

c + ar = _____

f + ar = _____

j + ar = _____


sc + ar = _____

t + ar = _____

st + ar = _____

Draw a fast **car**.

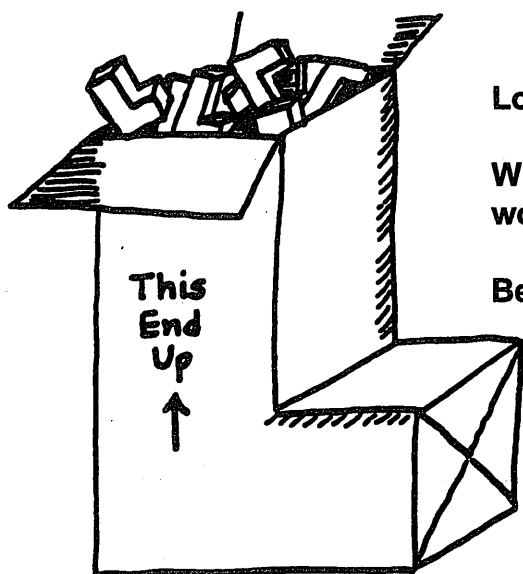
Fill a cookie **jar**.



Write your name
on the **star**.

Name _____

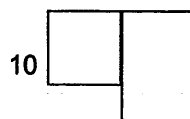
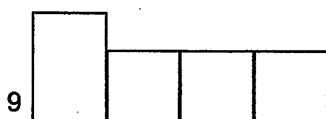

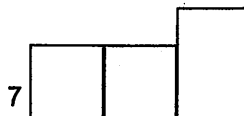
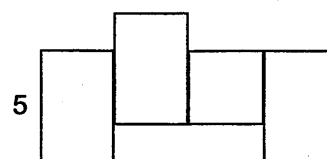
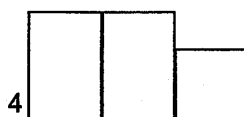
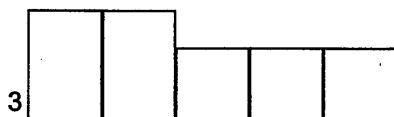
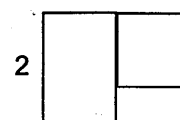
LIST A



Look at the spaces for the letters in each word.

Which letters fit in the boxes? They will spell one of the words in the word box below.

Be sure to watch for tall , small , and tail letters.



look	here	three	my
play	me	come	run
not	said	go	the





Make letter boxes for these words.

one

blue





away

Fact Family Houses




























Fact Family Houses

Name _____



Name _____

Patterning with Pennies, Nickels, Dimes, and Quarters

				
---	---	---	---	---



Directions: Look at the row of quarters, pennies, nickels, and dimes. Determine whether the next coin in the pattern will be a penny, nickel, dime, or quarter. Cut out the correct coins and paste them in the appropriate boxes.

Name _____

Identifying Pennies, Nickels, and Dimes




= Brown



= Red



= Blue



Directions: Color the pennies with a brown crayon. Color the nickels with a red crayon. Color the coins that are dimes with a blue crayon.

► What has 4 wheels and flies?


6
-5
:
a

9	8	6	9	3	4	9
-7	-7	-3	-5	-2	-2	-4

7	8	9	9	9
-1	-5	-2	-1	-0


1 - a	4 - b	7 - u
2 - g	5 - e	8 - c
3 - r	6 - t	9 - k

Dalmatian



Finish the number pattern by coloring in the correct answers in the Dalmatian's spots.


1, 3, 5...



Butterflies




Count by threes to figure out how many butterflies live in the garden.



_____ butterflies

Addition Word Problems

Read each problem. Write the answer.

1. Erin has 4  s.

Mary has 2  s.

How many  s in all?

2. Bob has 2  s.

David has 3  s.

How many  s in all?

3. Susie picked 7  s.


Jane picked 2  s.


How many  s in all?

4. John has 5  s.

Ed has 3  s.

How many  s in all?

5. Jenny has 3  s.

Joey has 1  s.

How many  s in all?
